


AMERICAN PORCH

3-PC. 4" WOOD BALUSTRADE



American Porch 3-pc. 4" Wood Balustrade with 4" Square Newel and 1-5/8" Classic Spindles




American Porch 3-pc. 4" Wood Balustrade with 4" Square Newel and 1-5/8" Reveal Spindles




American Porch 3-pc. 4" Wood Balustrade with 4" Square Newel and 1-5/8" Victorian Spindles




American Porch 3-pc. 4" Wood Balustrade with 4" Square Newel and 1-5/8" Square Balusters




American Porch 3-pc. 4" Wood Balustrade with 4" Classic Newel and 1-5/8" Classic Spindles




American Porch 3-pc. 4" Wood Balustrade with 4" Classic Newel and 1-5/8" Reveal Spindles



American Porch 3-pc. 4" Wood Balustrade with 4" Classic Newel and 1-5/8" Victorian Spindles




American Porch 3-pc. 4" Wood Balustrade with 4" Classic Newel and 1-5/8" Square Balusters



American Porch 3-pc. 4" Wood Balustrade with 4" Square Newel and 2-1/2" Classic Spindles




American Porch 3-pc. 4" Wood Balustrade with 4" Square Newel and 2-1/2" Reveal Spindles




American Porch 3-pc. 4" Wood Balustrade with 4" Square Newel and 2-1/2" Victorian Spindles



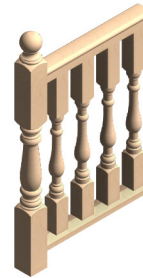
American Porch 3-pc. 4" Wood Balustrade with 4" Square Newel and 2-1/2" Square Balusters




American Porch 3-pc. 4" Wood Balustrade with 4" Classic Newel and 2-1/2" Classic Spindles




American Porch 3-pc. 4" Wood Balustrade with 4" Classic Newel and 2-1/2" Reveal Spindles




American Porch 3-pc. 4" Wood Balustrade with 4" Classic Newel and 2-1/2" Victorian Spindles




American Porch 3-pc. 4" Wood Balustrade with 4" Classic Newel and 2-1/2" Square Balusters



American Porch 3-pc. 4" Wood Balustrade with 6" Square Newel and 2-1/2" Classic Spindles




American Porch 3-pc. 4" Wood Balustrade with 6" Square Newel and 2-1/2" Reveal Spindles




American Porch 3-pc. 4" Wood Balustrade with 6" Square Newel and 2-1/2" Victorian Spindles




American Porch 3-pc. 4" Wood Balustrade with 6" Square Newel and 2-1/2" Square Balusters



American Porch 3-pc. 4" Wood Balustrade with 6" Classic Newel and 2-1/2" Classic Spindles



American Porch 3-pc. 4" Wood Balustrade with 6" Reveal Newel and 2-1/2" Reveal Spindles



American Porch 3-pc. 4" Wood Balustrade with 6" Victorian Newel and 2-1/2" Victorian Spindles

AMERICAN PORCH, LLC.

310 8th Street Townsend, MT 59644
+1-888-459-9965
info@americanporch.com
www.americanporch.com



AMERICAN PORCH

4-PC. 4" WOOD BALUSTRADE



American Porch 4-pc. 4" Wood Balustrade with 4" Square Newel and 1-5/8" Classic Spindles




American Porch 4-pc. 4" Wood Balustrade with 4" Square Newel and 1-5/8" Reveal Spindles




American Porch 4-pc. 4" Wood Balustrade with 4" Square Newel and 1-5/8" Victorian Spindles




American Porch 4-pc. 4" Wood Balustrade with 4" Square Newel and 1-5/8" Square Balusters




American Porch 4-pc. 4" Wood Balustrade with 4" Classic Newel and 1-5/8" Classic Spindles




American Porch 4-pc. 4" Wood Balustrade with 4" Classic Newel and 1-5/8" Reveal Spindles




American Porch 4-pc. 4" Wood Balustrade with 4" Classic Newel and 1-5/8" Victorian Spindles




American Porch 4-pc. 4" Wood Balustrade with 4" Classic Newel and 1-5/8" Square Balusters



American Porch 4-pc. 4" Wood Balustrade with 4" Square Newel and 2-1/2" Classic Spindles




American Porch 4-pc. 4" Wood Balustrade with 4" Square Newel and 2-1/2" Reveal Spindles




American Porch 4-pc. 4" Wood Balustrade with 4" Square Newel and 2-1/2" Victorian Spindles




American Porch 4-pc. 4" Wood Balustrade with 4" Square Newel and 2-1/2" Square Balusters




American Porch 4-pc. 4" Wood Balustrade with 4" Classic Newel and 2-1/2" Classic Spindles




American Porch 4-pc. 4" Wood Balustrade with 4" Classic Newel and 2-1/2" Reveal Spindles




American Porch 4-pc. 4" Wood Balustrade with 4" Classic Newel and 2-1/2" Victorian Spindles




American Porch 4-pc. 4" Wood Balustrade with 4" Classic Newel and 2-1/2" Square Balusters



American Porch 4-pc. 4" Wood Balustrade with 6" Square Newel and 2-1/2" Classic Spindles



American Porch 4-pc. 4" Wood Balustrade with 6" Square Newel and 2-1/2" Reveal Spindles




American Porch 4-pc. 4" Wood Balustrade with 6" Square Newel and 2-1/2" Victorian Spindles




American Porch 4-pc. 4" Wood Balustrade with 6" Square Newel and 2-1/2" Square Balusters



American Porch 4-pc. 4" Wood Balustrade with 6" Classic Newel and 2-1/2" Classic Spindles



American Porch 4-pc. 4" Wood Balustrade with 6" Reveal Newel and 2-1/2" Reveal Spindles



American Porch 4-pc. 4" Wood Balustrade with 6" Victorian Newel and 2-1/2" Victorian Spindles


AMERICAN PORCH, LLC.

310 8th Street Townsend, MT 59644
+1-888-459-9965
info@americanporch.com
www.americanporch.com




AMERICAN PORCH


3-PC. 6" WOOD BALUSTRADE



American Porch 3-Pc 6" Wood Balustrade with 6" Square Newel and 3-1/2" Classic Wood Spindles




American Porch 3-Pc 6" Wood Balustrade with 6" Square Newel and 2-1/2" Victorian Wood Spindles



American Porch 3-Pc 6" Wood Balustrade with 6" Square Newel and 2-1/2" Victorian Wood Spindles



American Porch 3-Pc 6" Wood Balustrade with 6" Square Newel and 2-1/2" Square Wood Balusters




American Porch 3-Pc 6" Wood Balustrade with 6" Classic Newel and 2-1/2" Classic Wood Spindles



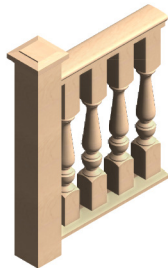
American Porch 3-Pc 6" Wood Balustrade with 6" Reveal Newel and 2-1/2" Reveal Wood Spindles




American Porch 3-Pc 6" Wood Balustrade with 6" Victorian Newel and 2-1/2" Victorian Wood Spindles




American Porch 3-Pc 6" Wood Balustrade with 6" Square Newel and 3-1/2" Classic Wood Spindles




American Porch 3-Pc 6" Wood Balustrade with 6" Square Newel and 3-1/2" Reveal Wood Spindles




American Porch 3-Pc 6" Wood Balustrade with 6" Square Newel and 2-1/2" Victorian Wood Spindles




American Porch 3-Pc 6" Wood Balustrade with 6" Square Newel and 3-1/2" Square Wood Balusters




American Porch 3-Pc 6" Wood Balustrade with 6" Classic Newel and 3-1/2" Classic Wood Spindles




American Porch 3-Pc 6" Wood Balustrade with 6" Reveal Newel and 3-1/2" Reveal Wood Spindles




American Porch 3-Pc 6" Wood Balustrade with 6" Victorian Newel and 3-1/2" Victorian Wood Spindles




American Porch 3-Pc 6" Wood Balustrade with 6" Raised Panel Newel and 2-1/2" Classic Wood Spindles




American Porch 3-Pc 6" Wood Balustrade with 6" Raised Panel Newel and 2-1/2" Reveal Wood Spindles



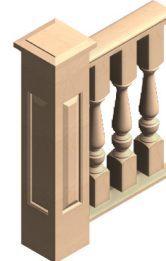
American Porch 3-Pc 6" Wood Balustrade with 6" Raised Panel Newel and 2-1/2" Victorian Wood Spindles



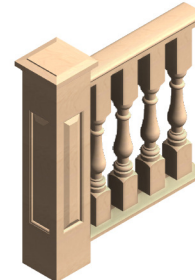
American Porch 3-Pc 6" Wood Balustrade with 6" Raised Panel Newel and 2-1/2" Square Wood Balusters



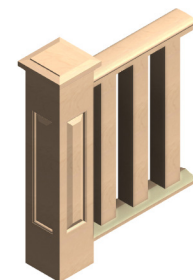
American Porch 3-Pc 6" Wood Balustrade with 6" Raised Panel Newel and 3-1/2" Classic Wood Spindles



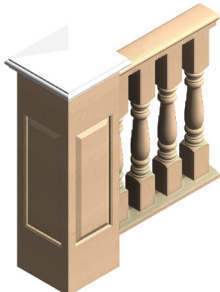
American Porch 3-Pc 6" Wood Balustrade with 6" Raised Panel Newel and 3-1/2" Reveal Wood Spindles



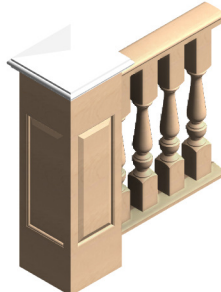
American Porch 3-Pc 6" Wood Balustrade with 6" Raised Panel Newel and 3-1/2" Victorian Wood Spindles




American Porch 3-Pc 6" Wood Balustrade with 6" Raised Panel Newel and 3-1/2" Square Wood Balusters




American Porch 3-Pc 6" Wood Balustrade with 12" Raised Panel Newel and 3-1/2" Classic Wood Spindles



American Porch 3-Pc 6" Wood Balustrade with 12" Raised Panel Newel and 3-1/2" Reveal Wood Spindles



American Porch 3-Pc 6" Wood Balustrade with 12" Raised Panel Newel and 3-1/2" Square Wood Balusters



American Porch 3-Pc 6" Wood Balustrade with 12" Raised Panel Newel and 3-1/2" Victorian Wood Spindles

AMERICAN PORCH, LLC.

310 6th Street Townsend, MT 59644
+1-888-459-9965
info@americanporch.com
www.americanporch.com

**AMERICAN
PORCH**
ARCHITECTURAL DETAILS

AMERICAN PORCH


4-PC. 6" WOOD BALUSTRADE



American Porch 4-Pc 6" Wood Balustrade with 6" Square Newel and 2-1/2" Classic Spindles



American Porch 4-Pc 6" Wood Balustrade with 6" Square Newel and 2-1/2" Revival Spindles




American Porch 4-Pc 6" Wood Balustrade with 6" Square Newel and 2-1/2" Victorian Spindles




American Porch 4-Pc 6" Wood Balustrade with 6" Square Newel and 2-1/2" Square Spindles




American Porch 4-Pc 6" Wood Balustrade with 6" Classic Newel and 2-1/2" Classic Spindles




American Porch 4-Pc 6" Wood Balustrade with 6" Revival Newel and 2-1/2" Revival Spindles




American Porch 4-Pc 6" Wood Balustrade with 6" Victorian Newel and 2-1/2" Victorian Spindles



American Porch 4-Pc 6" Wood Balustrade with 6" Square Newel and 3-1/2" Classic Spindles




American Porch 4-Pc 6" Wood Balustrade with 6" Square Newel and 3-1/2" Revival Spindles




American Porch 4-Pc 6" Wood Balustrade with 6" Square Newel and 3-1/2" Victorian Spindles




American Porch 4-Pc 6" Wood Balustrade with 6" Square Newel and 3-1/2" Square Spindles




American Porch 4-Pc 6" Wood Balustrade with 6" Classic Newel and 3-1/2" Classic Spindles



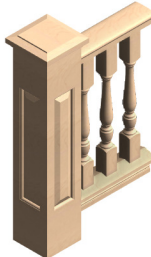
American Porch 4-Pc 6" Wood Balustrade with 6" Revival Newel and 3-1/2" Revival Spindles




American Porch 4-Pc 6" Wood Balustrade with 6" Victorian Newel and 3-1/2" Victorian Spindles




American Porch 4-Pc 6" Wood Balustrade with 6" Raised Panel Newel and 2-1/2" Classic Wood Spindles




American Porch 4-Pc 6" Wood Balustrade with 6" Raised Panel Newel and 2-1/2" Revival Wood Spindles



American Porch 4-Pc 6" Wood Balustrade with 6" Raised Panel Newel and 2-1/2" Victorian Wood Spindles



American Porch 4-Pc 6" Wood Balustrade with 6" Raised Panel Newel and 2-1/2" Square Wood Balusters




American Porch 4-Pc 6" Wood Balustrade with 6" Raised Panel Newel and 3-1/2" Classic Wood Spindles



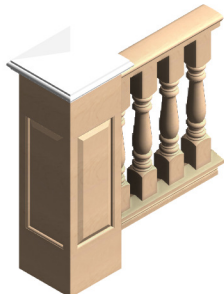
American Porch 4-Pc 6" Wood Balustrade with 6" Raised Panel Newel and 3-1/2" Revival Wood Spindles



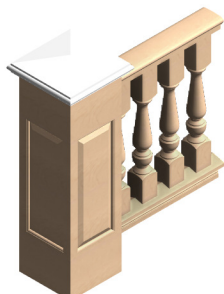
American Porch 4-Pc 6" Wood Balustrade with 6" Raised Panel Newel and 3-1/2" Victorian Wood Spindles



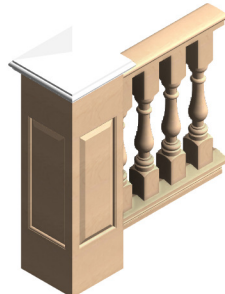
American Porch 4-Pc 6" Wood Balustrade with 6" Raised Panel Newel and 3-1/2" Square Wood Balusters



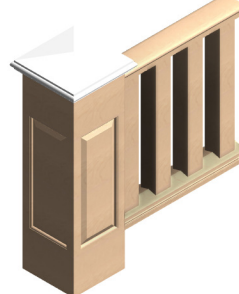
American Porch 4-Pc 6" Wood Balustrade with 12" Raised Panel Newel and 3-1/2" Classic Wood Spindles



American Porch 4-Pc 6" Wood Balustrade with 12" Raised Panel Newel and 3-1/2" Revival Wood Spindles



American Porch 4-Pc 6" Wood Balustrade with 12" Raised Panel Newel and 3-1/2" Victorian Wood Spindles



American Porch 4-Pc 6" Wood Balustrade with 12" Raised Panel Newel and 3-1/2" Square Wood Balusters


AMERICAN PORCH, LLC.

310 6th Street Townsend, MT 59644
+1-888-459-9965
info@americanporch.com
www.americanporch.com




AMERICAN PORCH


3-5/8" POLY BALUSTRADE




American Porch 2-pc. 3-5/8" Poly Balustrade with 4" Poly Smooth Newel and 2-1/4" Square Poly Baluster




American Porch 2-pc. 3-5/8" Poly Balustrade with 5-1/2" Poly Smooth Newel and 5-1/4" Square Poly Baluster




American Porch 2-pc. 3-5/8" Poly Balustrade with 5-1/2" Poly Turned Poly Newel and 2-1/4" Square Poly Baluster




American Porch 2-pc. 3-5/8" Poly Balustrade with 4" Poly Smooth Newel and 2-1/2" Poly Spindles




American Porch 2-pc. 3-5/8" Poly Balustrade with 5-1/2" Poly Smooth Newel and 2-1/2" Poly Spindles




American Porch 2-pc. 3-5/8" Poly Balustrade with 5-1/2" Poly Turned Poly Newel and 2-1/2" Poly Spindles



American Porch 2-pc. 3-5/8" Poly Balustrade with 4" Poly Smooth Newel and 1-3/4" Square Poly Baluster



American Porch 2-pc. 3-5/8" Poly Balustrade with 5-1/2" Poly Smooth Newel and 1-3/4" Square Poly Baluster



American Porch 2-pc. 3-5/8" Poly Balustrade with 5-1/2" Poly Turned Poly Newel and 1-3/4" Square Poly Baluster


AMERICAN PORCH, LLC.

310 6th Street Townsend, MT 59644
+1-888-459-9965
info@americanporch.com
www.americanporch.com




AMERICAN PORCH


4-1/2" POLY BALUSTRADE




American Porch 2-pc. 4-1/2" Poly Balustrade with 5-1/2" Poly Smooth Newel and 3" Poly Spindles




American Porch 2-pc. 4-1/2" Poly Balustrade with 5-1/2" Poly Smooth Newel and 3-1/2" Classic Poly Spindles




American Porch 2-pc. 4-1/2" Poly Balustrade with 5-1/2" Poly Smooth Newel and 3-1/2" Revival Poly Spindles




American Porch 2-pc. 4-1/2" Poly Balustrade with 5-1/2" Poly Smooth Newel and 3-1/2" Victorian Poly Spindles




American Porch 2-pc. 4-1/2" Poly Balustrade with 5-1/2" Poly Smooth Newel and 3" Square Poly Baluster




American Porch 2-pc. 4-1/2" Poly Balustrade with 5-1/2" Poly Turned Poly Newel and 3" Poly Spindles



American Porch 2-pc. 4-1/2" Poly Balustrade with 5-1/2" Poly Turned Poly Newel and 3-1/2" Classic Poly Spindles



American Porch 2-pc. 4-1/2" Poly Balustrade with 5-1/2" Poly Turned Poly Newel and 3-1/2" Revival Poly Spindles



American Porch 2-pc. 4-1/2" Poly Balustrade with 5-1/2" Poly Turned Poly Newel and 3-1/2" Victorian Poly Spindles



American Porch 2-pc. 4-1/2" Poly Balustrade with 5-1/2" Poly Turned Poly Newel and 3" Square Poly Baluster

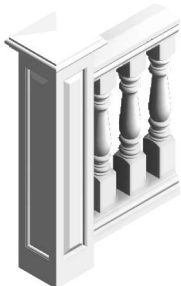
AMERICAN PORCH, LLC.

310 6th Street Townsend, MT 59644
+1-888-459-9965
info@americanporch.com
www.americanporch.com




AMERICAN PORCH

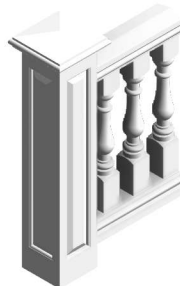
5.5in POLY BALUSTRADE



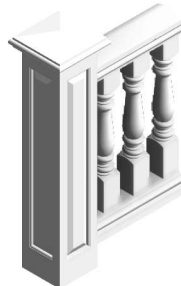
American Porch 2-pc. 5-1/2" Poly Balustrade with Peaked Top Rail and 8" Poly Raised Panel Newel and 3-1/2" Classic Poly Spindles



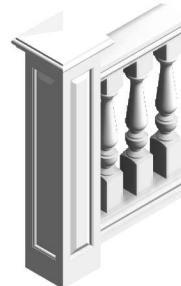
American Porch 2-pc. 5-1/2" Poly Balustrade with Peaked Top Rail and 8" Poly Raised Panel Newel and 3-1/2" Revival Poly Spindles




American Porch 2-pc. 5-1/2" Poly Balustrade with Peaked Top Rail and 8" Poly Raised Panel Newel and 3-1/2" Victorian Poly Spindles



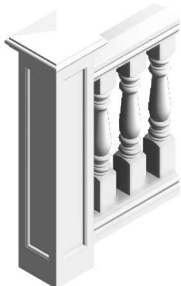
American Porch 2-pc. 5-1/2" Poly Balustrade with Smooth Top Rail and 8" Poly Raised Panel Newel and 3-1/2" Classic Poly Spindles



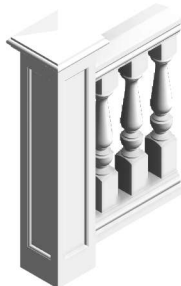
American Porch 2-pc. 5-1/2" Poly Balustrade with Smooth Top Rail and 8" Poly Raised Panel Newel and 3-1/2" Revival Poly Spindles



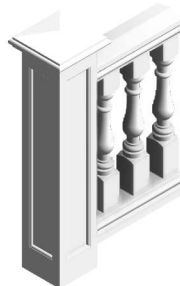
American Porch 2-pc. 5-1/2" Poly Balustrade with Smooth Top Rail and 8" Poly Raised Panel Newel and 3-1/2" Victorian Poly Spindles



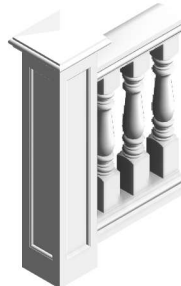
American Porch 2-pc. 5-1/2" Poly Balustrade with Peaked Top Rail and 8" Poly Recessed Panel Newel and 3-1/2" Classic Poly Spindles



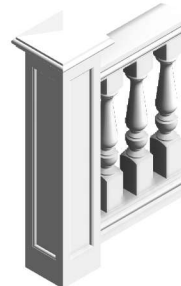
American Porch 2-pc. 5-1/2" Poly Balustrade with Peaked Top Rail and 8" Poly Recessed Panel Newel and 3-1/2" Revival Poly Spindles



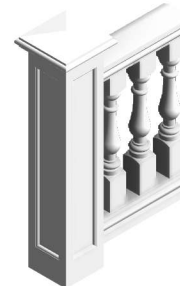
American Porch 2-pc. 5-1/2" Poly Balustrade with Peaked Top Rail and 8" Poly Recessed Panel Newel and 3-1/2" Victorian Poly Spindles




American Porch 2-pc. 5-1/2" Poly Balustrade with Smooth Top Rail and 8" Poly Recessed Panel Newel and 3-1/2" Classic Poly Spindles




American Porch 2-pc. 5-1/2" Poly Balustrade with Smooth Top Rail and 8" Poly Recessed Panel Newel and 3-1/2" Revival Poly Spindles




American Porch 2-pc. 5-1/2" Poly Balustrade with Smooth Top Rail and 8" Poly Recessed Panel Newel and 3-1/2" Victorian Poly Spindles




American Porch 2-pc. 5-1/2" Poly Balustrade with Peaked Top Rail and 8" Poly Smooth Newel and 3-1/2" Classic Poly Spindles




American Porch 2-pc. 5-1/2" Poly Balustrade with Peaked Top Rail and 8" Poly Smooth Newel and 3-1/2" Revival Poly Spindles




American Porch 2-pc. 5-1/2" Poly Balustrade with Peaked Top Rail and 8" Poly Smooth Newel and 3-1/2" Victorian Poly Spindles



American Porch 2-pc. 5-1/2" Poly Balustrade with Smooth Top Rail and 8" Poly Smooth Newel and 3-1/2" Classic Poly Spindles



American Porch 2-pc. 5-1/2" Poly Balustrade with Smooth Top Rail and 8" Poly Smooth Newel and 3-1/2" Revival Poly Spindles



American Porch 2-pc. 5-1/2" Poly Balustrade with Smooth Top Rail and 8" Poly Smooth Newel and 3-1/2" Victorian Poly Spindles


AMERICAN PORCH, LLC.

310 6th Street Townsend, MT 59644
+1-888-459-9965
info@americanporch.com
www.americanporch.com




AMERICAN PORCH

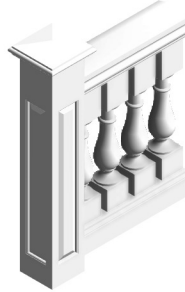
7-1/4" POLY BALUSTRADE



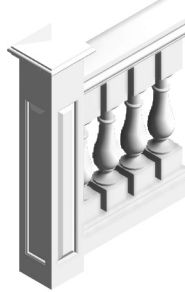
American Porch 2-pc. 7-1/4" Poly Balustrade with Peaked Top Rail and Classic Bottom Rail and 8" Poly Raised Panel Newel and 5-1/4" Poly Spindles



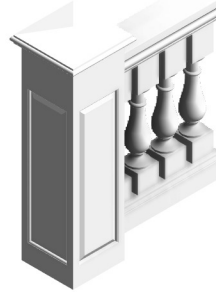
American Porch 2-pc. 7-1/4" Poly Balustrade with Peaked Top Rail and Reveal Bottom Rail and 8" Poly Raised Panel Newel and 5-1/4" Poly Spindles



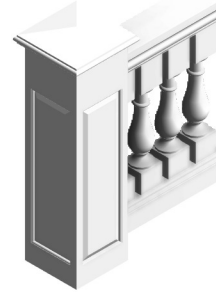
American Porch 2-pc. 7-1/4" Poly Balustrade with Smooth Top Rail and Classic Bottom Rail and 8" Poly Raised Panel Newel and 5-1/4" Poly Spindles



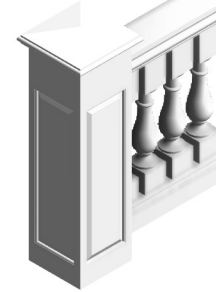
American Porch 2-pc. 7-1/4" Poly Balustrade with Smooth Top Rail and Reveal Bottom Rail and 8" Poly Raised Panel Newel and 5-1/4" Poly Spindles



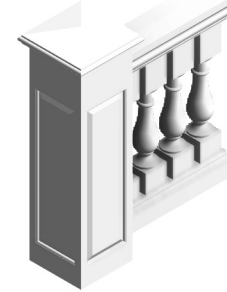
American Porch 2-pc. 7-1/4" Poly Balustrade with Peaked Top Rail and Classic Bottom Rail and 12 3/4" Poly Raised Panel Newel and 5-1/4" Poly Spindles



American Porch 2-pc. 7-1/4" Poly Balustrade with Peaked Top Rail and Reveal Bottom Rail and 12 3/4" Poly Raised Panel Newel and 5-1/4" Poly Spindles




American Porch 2-pc. 7-1/4" Poly Balustrade with Smooth Top Rail and Classic Bottom Rail and 12 3/4" Poly Raised Panel Newel and 5-1/4" Poly Spindles



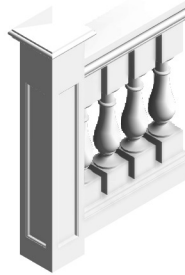
American Porch 2-pc. 7-1/4" Poly Balustrade with Smooth Top Rail and Reveal Bottom Rail and 12 3/4" Poly Raised Panel Newel and 5-1/4" Poly Spindles



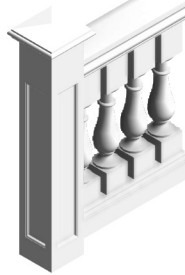
American Porch 2-pc. 7-1/4" Poly Balustrade with Peaked Top Rail and Classic Bottom Rail and 8" Poly Recessed Panel Newel and 5-1/4" Poly Spindles




American Porch 2-pc. 7-1/4" Poly Balustrade with Peaked Top Rail and Reveal Bottom Rail and 8" Poly Recessed Panel Newel and 5-1/4" Poly Spindles



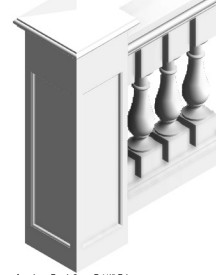
American Porch 2-pc. 7-1/4" Poly Balustrade with Smooth Top Rail and Classic Bottom Rail and 8" Poly Recessed Panel Newel and 5-1/4" Poly Spindles



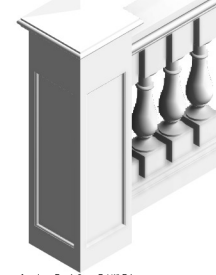
American Porch 2-pc. 7-1/4" Poly Balustrade with Smooth Top Rail and Reveal Bottom Rail and 8" Poly Recessed Panel Newel and 5-1/4" Poly Spindles




American Porch 2-pc. 7-1/4" Poly Balustrade with Peaked Top Rail and Classic Bottom Rail and 12 3/4" Poly Recessed Panel Newel and 5-1/4" Poly Spindles




American Porch 2-pc. 7-1/4" Poly Balustrade with Peaked Top Rail and Reveal Bottom Rail and 12 3/4" Poly Recessed Panel Newel and 5-1/4" Poly Spindles




American Porch 2-pc. 7-1/4" Poly Balustrade with Smooth Top Rail and Classic Bottom Rail and 12 3/4" Poly Recessed Panel Newel and 5-1/4" Poly Spindles



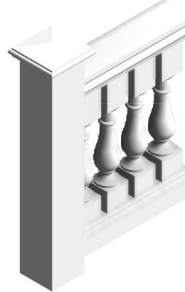
American Porch 2-pc. 7-1/4" Poly Balustrade with Smooth Top Rail and Reveal Bottom Rail and 12 3/4" Poly Recessed Panel Newel and 5-1/4" Poly Spindles



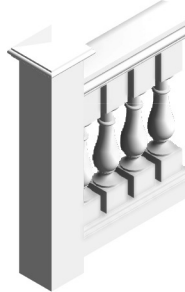
American Porch 2-pc. 7-1/4" Poly Balustrade with Peaked Top Rail and Classic Bottom Rail and 8" Poly Smooth Newel and 5-1/4" Poly Spindles



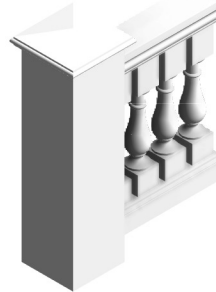
American Porch 2-pc. 7-1/4" Poly Balustrade with Peaked Top Rail and Reveal Bottom Rail and 8" Poly Smooth Newel and 5-1/4" Poly Spindles




American Porch 2-pc. 7-1/4" Poly Balustrade with Smooth Top Rail and Classic Bottom Rail and 8" Poly Smooth Newel and 5-1/4" Poly Spindles




American Porch 2-pc. 7-1/4" Poly Balustrade with Smooth Top Rail and Reveal Bottom Rail and 8" Poly Smooth Newel and 5-1/4" Poly Spindles




American Porch 2-pc. 7-1/4" Poly Balustrade with Peaked Top Rail and Classic Bottom Rail and 12 3/4" Poly Smooth Newel and 5-1/4" Poly Spindles



American Porch 2-pc. 7-1/4" Poly Balustrade with Peaked Top Rail and Reveal Bottom Rail and 12 3/4" Poly Smooth Newel and 5-1/4" Poly Spindles



American Porch 2-pc. 7-1/4" Poly Balustrade with Smooth Top Rail and Classic Bottom Rail and 12 3/4" Poly Smooth Newel and 5-1/4" Poly Spindles



American Porch 2-pc. 7-1/4" Poly Balustrade with Smooth Top Rail and Reveal Bottom Rail and 12 3/4" Poly Smooth Newel and 5-1/4" Poly Spindles


AMERICAN PORCH, LLC.

310 6th Street Townsend, MT 59644
+1-888-459-9965
info@americanporch.com
www.americanporch.com


 **AMERICAN
PORCH**
ARCHITECTURAL DETAILS

AMERICAN PORCH


12" POLY BALUSTRADE




American Porch 2-pc. 12" Poly Peaked Balustrade with 12 3/4" Poly Raised Panel Newel and 7-1/2" Poly Spindles




American Porch 2-pc. 12" Poly Peaked Balustrade with 12 3/4" Poly Recessed Panel Newel and 7-1/2" Poly Spindles




American Porch 2-pc. 12" Poly Peaked Balustrade with 12 3/4" Poly Smooth Newel and 7-1/2" Poly Spindles



American Porch 2-pc. 12" Poly Smooth Balustrade with 12 3/4" Poly Raised Panel Newel and 7-1/2" Poly Spindles



American Porch 2-pc. 12" Poly Smooth Balustrade with 12 3/4" Poly Recessed Panel Newel and 7-1/2" Poly Spindles



American Porch 2-pc. 12" Poly Smooth Balustrade with 12 3/4" Poly Smooth Newel and 7-1/2" Poly Spindles

AMERICAN PORCH, LLC.

310 6th Street Townsend, MT 59644
+1-888-459-9965
info@americanporch.com
www.americanporch.com

